



Unlimited vision. Unmatched performance.

ACUSON Antares ultrasound system, premium edition

www.siemens.com/medical

SIEMENS
medical



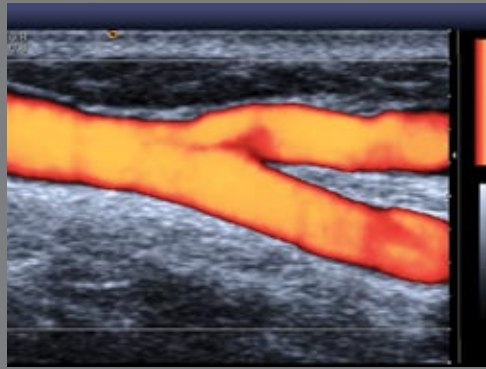
ABDOMEN



OB/GYN

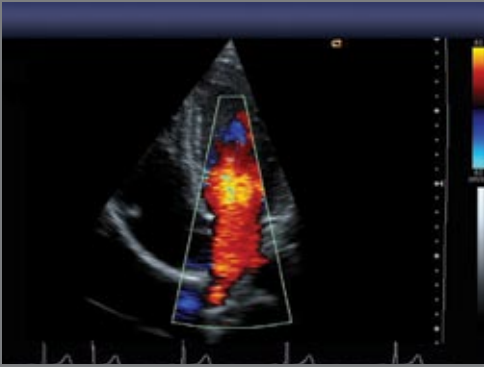


SMALL PARTS



VASCULAR

See it all.



CARDIAC



PEDIATRICS



VOLUMETRIC IMAGING



AGENT IMAGING*





Do it all.

In creating the new ACUSON Antares™ ultrasound system, premium edition, we consulted ultrasound clinicians, investigating the latest, most pressing clinical issues. In the end, we developed a system designed around you, enabling you to excel at virtually any ultrasound challenge. Across the full range of ultrasound examinations, including

cardiac imaging, the new Antares system delivers the impressive combination of superior image quality, operator-friendly ErgoDynamic™ imaging system design, applications versatility, and the latest advancements in clinical workflow.

So no matter what diagnostic challenge walks in the door, you'll know you already have the answer.



Unmatched versatility—meeting every clinical challenge



Cardiac Imaging

The Antares system, premium edition, is a complete ultrasound solution.

Ready to perform any exam type—on any patient—the Antares system is designed to meet all of your clinical ultrasound needs.

Fully featured to address all imaging applications:

- ▶ Abdomen
- ▶ OB/GYN
- ▶ Vascular
- ▶ Small Parts
- ▶ Cardiac
- ▶ Stress Echo
- ▶ Pediatrics
- ▶ Volumetric Imaging
- ▶ Agent Imaging*



Superior image quality, patient after patient

The Antares system is engineered to provide excellent image quality for confident diagnosis on any patient, even the technically difficult-to-image.

Innovative imaging technologies:

Deliver consistent, high-quality performance in any clinical situation.

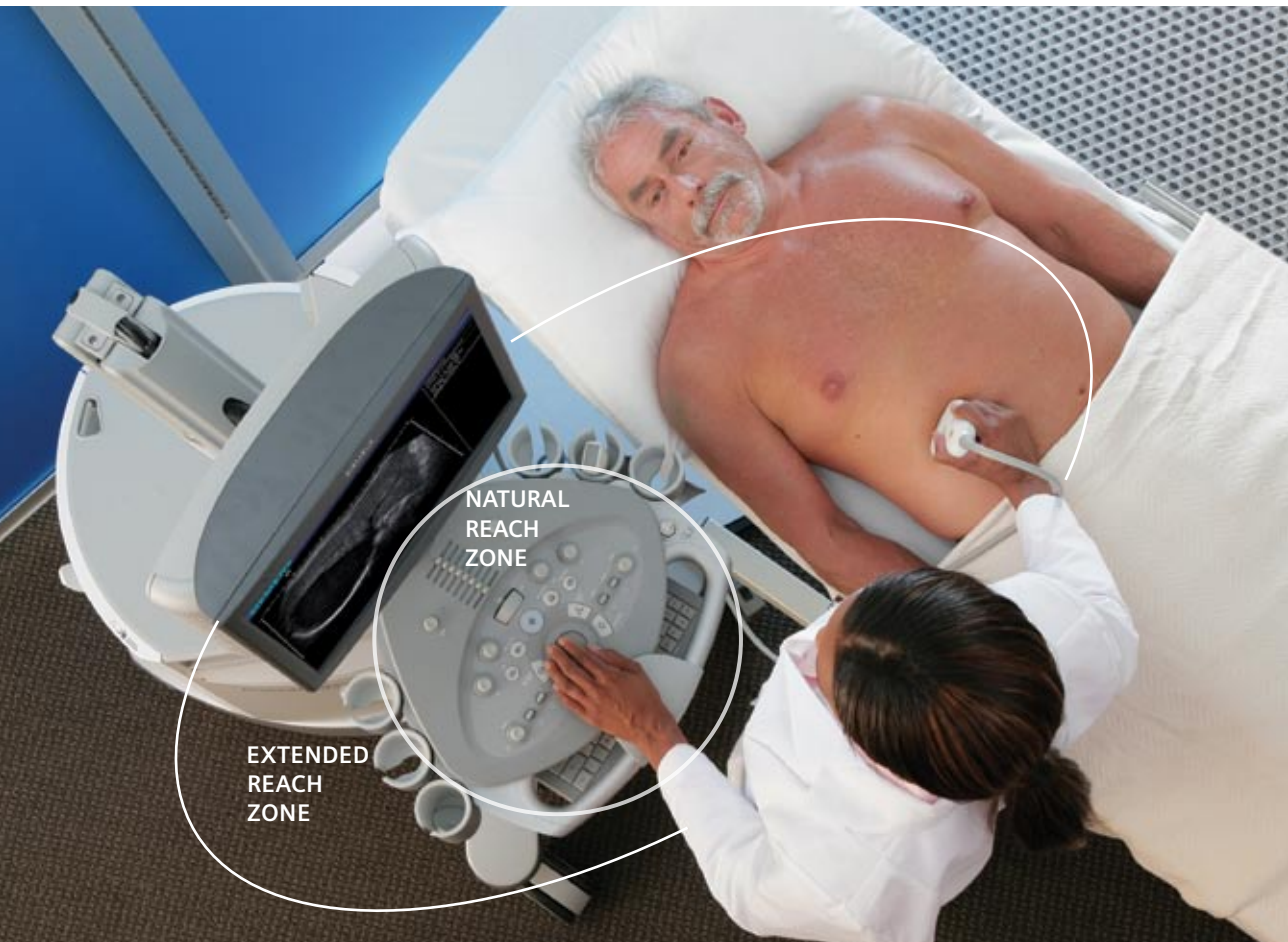
- ▶ Clarify™ vascular enhancement technology: A breakthrough in 2D imaging to provide cleaner vascular structures
- ▶ Extend imaging technology: Dramatically improves penetration to enhance image quality in the technically difficult-to-image patient

- ▶ SieClear™ multi-view spatial compounding: Enhances contrast resolution for detection of subtle structures

Advanced transducer technologies:

Image quality is enhanced with versatile wideband transducers. Hanafy Lens and Multi-D™ array transducer technologies are designed to improve the focus of the slice thickness, resulting in exceptional spatial and contrast resolution.

The Antares system provides superior image quality, matched with enhanced clinical efficiency for a confident diagnosis in every ultrasound application.



Stress-free scanning within your reach

The advanced ErgoDynamic design of the Antares system allows you to scan with ease and comfort.

The unique orthorhombic system design provides:

- ▶ A Natural Reach Zone where the most frequently accessed controls are easily accessed in standing or sitting positions, eliminating excessive hand motion
- ▶ An Extended Reach Zone, the only solution to easily access peripheral devices, recordable media and transducer connectors without unwarranted bending and stretching
- ▶ Lightweight, compact system architecture to facilitate system mobility within the hospital or clinic
- ▶ The articulating arm and high resolution 19-inch flat-panel display provide optimal monitor placement and enhanced image quality in all lighting situations
- ▶ Hanafy Lens Transducer technology and Extend imaging technologies enhance penetration for reduced transducer pressure on technically difficult-to-image patients





Unparalleled efficiency—acquisition to archive

The Antares system is designed to provide the workflow solutions needed in today's fast-paced clinical world, with streamlined operations that free you up to spend less time on repetitive tasks—and more time diagnosing patients.

Workflow is enhanced with advanced features such as:

- ▶ TEQ™ ultrasound technology and TEQ technology for spectral Doppler, yield improved image quality and consistency
- ▶ DICOM structured reporting enables faster communication by automatically transferring patient and calculation data to vascular and OB reporting systems

- ▶ Innovative offline analysis tools such as *syngo*® ViewTool free up the Antares system, allowing clinicians to perform analysis at offline workstations, facilitating faster patient movement through the department

The customizable system architecture allows the Antares system to address your unique workflow needs.


Menus, patient registration, display areas and freeze behavior are all customized to anticipate your next move—increasing the efficiency of your practice.

Life

Life is the unique customer care solution from Siemens that helps you get the most from your investment. From the moment of your purchase, Life surrounds you with an array of programs and support that enables the continuous development of your skills, productivity, and technology. Allowing you to broaden your capabilities. Increase profitability. And take patient care to the next level.



Proven Outcomes. This is what Siemens is helping to deliver right now. Outcomes that result from truly efficient workflow. Outcomes that improve your bottom line. Outcomes that lead to a level of care that feels exceptional to the patient and the care provider. Proof positive of the value of integrating medical technology, IT, management consulting and services. In a way that only Siemens can.



We see a way to increase penetration by 23%
on technically difficult-to-image patients

We see a way to reduce gynecological
exam time by 30%

Proven Outcomes[®]



Siemens Remote Service

As part of our Life customer care solutions program, Siemens Remote Service seamlessly monitors, updates, and even repairs Siemens Ultrasound systems

directly from our state-of-the-art technical support centers. Proactive monitoring can detect system deviations before problems occur to improve your productivity.

Designed to fit your future

Siemens' legendary upgradeability consistently delivers long-term value with continuous, cost-effective upgrades and updates – innovations that enable your

investment to grow with your practice, meeting today's clinical needs – and tomorrow's medical challenges.

*At the time of publication, the U.S. Food and Drug Administration has cleared ultrasound contrast agents only for use in LVO. Check current regulations for the country in which you are using this system for contrast agent clearance.

ACUSON, Antares and *syngo* are registered trademarks of Siemens AG and Clarify, ErgoDynamic, SieClear, SieScape are trademarks of Siemens AG.

© 08.2006, Siemens AG
Order NO: A91US-21-1C-4A00
Printed in the USA
WS 0806 10.0

Contacts

Europe: +44 20 8479 7950
Asia Pacific: +65 6341-0990
Latina America: +1-786-845-0697

USA

Siemens Medical Solutions USA, Inc.
Ultrasound Division
1230 Shorebird Way
P.O. Box 7393
Mountain View, CA 94039-7393 USA
Telephone: +1-888-826-9702

Headquarters

Siemens Medical Solutions USA, Inc.
51 Valley Stream Parkway
Malvern, PA 19355-1406 USA
Telephone: +1-888-826-9702
www.usa.siemens.com/medical